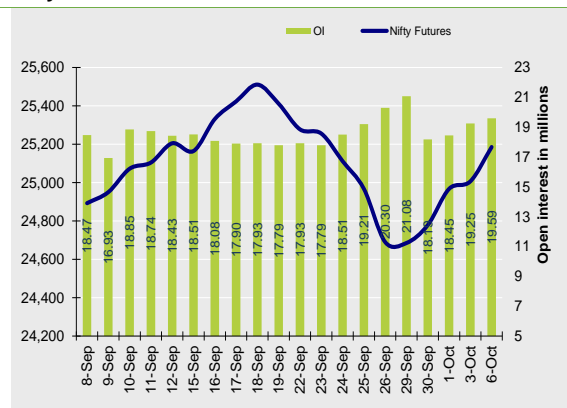


Nifty Snapshot

	Close	Prv Cl.	Ab chg	% chg
Spot	25,077.65	24,894.25	183.40	0.74
Futures	25,185.40	25,006.60	178.80	0.72
Oil(ml shr)	19.59	19.25	0.35	1.81
Vol (lots)	79839	65472	14367	21.94
COC	107.75	112.35	-4.60	-4.1
PCR-OI	1.33	1.17	0.16	13.7

Nifty Futures Price v/s OI



Institutional Activity in previous trading session

(in Rs cr.)	Buy	Sell	Net
Index Futures	2499.59	4003.05	-1503.46
Index Options	1775898.01	1772076.58	3821.43
Stock Futures	20460.71	20827.45	-366.74
Stock Options	23303.66	23029.90	273.76
FII Cash	10,950.18	11,263.95	-313.77
DII Cash	16,124.47	11,088.08	5,036.39

Net FII Activity (in Rs cr.)

Date	Idx Fut	Stk Fut	Idx Opt	Cash
6-Oct	-1503.5	-366.7	3821.4	-314
3-Oct	-2353.2	-2314.8	3664.1	-1583
1-Oct	-128.1	-307.5	10738.0	-1605
30-Sep	-2716.6	654.5	15911.8	-2327
29-Sep	-528.1	3882.3	3170.4	-2832
26-Sep	-3589.4	-1141.1	6773.2	-5688

Technical Pivot (Intraday):

	S2	S1	PIVOT	R1	R2
NIFTY	24895	25040	25120	25265	25345
BANKNIFTY	55735	56015	56195	56475	56655

(Price is in Rs; OI is in million units; Price chg and OI chg are in percentage) **NB RESEARCH**

Fresh Longs seen in:

Scrip	Price	Price chg	OI	OI Chg
POWERINDIA	18305.0	0.1	0.0	44.5
FORTIS	1057.5	7.2	8.7	13.5
DELHIVERY	465.1	5.6	18.0	10.7

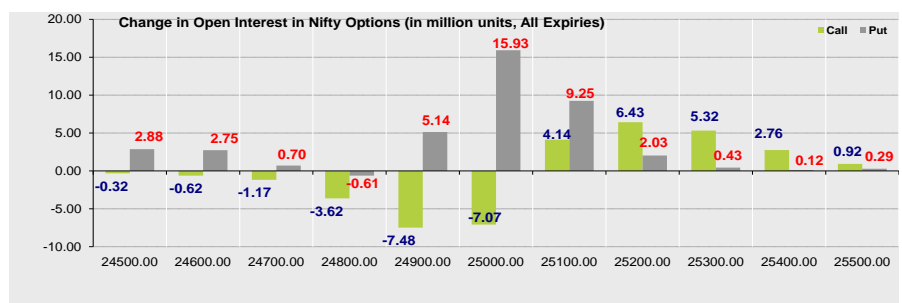
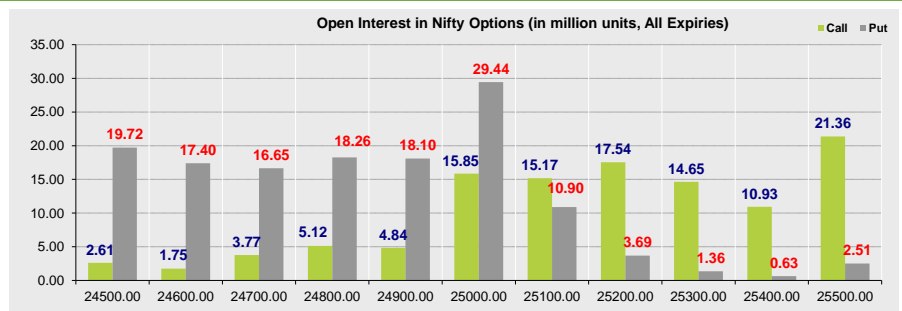
Short Covering seen in:

Scrip	Price	Price chg	OI	OI Chg
FINNIFTY	26798.6	0.9	0.0	-12.2
MAXHEALTH	1143.2	6.5	18.0	-4.2
NUVAMA	6932.0	2.5	0.3	-4.0

Summary

- Indian markets closed on a positive note where buying was mainly seen in IT, Financial Services, Healthcare. Nifty Sept Futures closed at 25185.40 (up 178.80 points) at a premium of 107.75 pts to spot.
- FII's were net sellers in Cash to the tune of 313.77 Cr and were net sellers in index futures to the tune of 1503.46 Cr.
- India VIX increased by 1.31% to close at 10.19 touching an intraday high of 10.54.

Open Interest in Nifty Options:



- The above second chart shows previous trading day's change in Nifty options where Additions in OI were seen in 25400, 25300, 25200, 25100 strike Calls and at 25000, 24900, 24700, 24600 strike Puts indicating market is likely to remain range bound in the near term.
- Highest OI build-up is seen at 25500 strike Calls and 25000 strike Puts, to the tune of 21.36mn and 29.44mn respectively.

Outlook on Nifty:

Index is likely to open on a flattish note today and is likely to remain range bound during the day.

NIFTY50 Options OI (CE OI = Resistance) (PE OI = Support)			
Symbol	Highest CE OI	Highest PE OI	CMP
ADANIENT	2600	2500	2589
ADANIPTS	1500	1400	1408
APOLLOHOSP	8000	7500	7688
ASIANPAINT	2500	2300	2366
AXISBANK	1160	1200	1216
BAJAJ-AUTO	9000	8500	8841
BAJAJFINSV	2100	1800	2042
BAJFINANCE	1100	1000	1015
BEL	420	400	416
BHARTIARTL	1900	1900	1912
CIPLA	1600	1500	1522
COALINDIA	400	450	384
DRREDDY	1320	1200	1255
EICHERMOT	7000	6200	6920
ETERNAL	320	320	337
GRASIM	2900	2700	2824
HCLTECH	1500	1400	1414
HDFCBANK	1000	900	977
HDFCLIFE	800	760	764
HINDALCO	800	750	781
HINDUNILVR	2600	2500	2557
ICICIBANK	1400	1400	1368
INDIGO	6000	5500	5715
INFY	1500	1500	1471
ITC	410	400	403

NIFTY50 Options OI (CE OI = Resistance) (PE OI = Support)			
Symbol	Highest CE OI	Highest PE OI	CMP
JIOFIN	320	300	308
JSWSTEEL	1300	1100	1168
KOTAKBANK	2100	2100	2153
LT	3800	3600	3753
M&M	3600	3400	3492
MARUTI	17000	15000	16063
MAXHEALTH	1200	1060	1143
NESTLEIND	1200	1180	1185
NTPC	350	380	341
ONGC	250	240	247
POWERGRID	300	285	288
RELIANCE	1400	1400	1383
SBILIFE	1800	1800	1774
SBIN	880	870	878
SHRIRAMFIN	700	660	675
SUNPHARMA	1680	1500	1660
TATACONSUM	1150	1100	1149
TATAMOTORS	800	700	715
TATASTEEL	180	165	171
TCS	3000	2900	2993
TECHM	1500	1400	1439
TITAN	3500	3400	3444
TRENT	5500	4800	4817
ULTRACEMCO	13000	12000	12097
WIPRO	250	240	242

OI against MWPL

Symbol	MWPL	Open Interest	Limit for next day	% OI
RBLBANK	91351468	126390400	Ban	138%
SAMMAANCAP	122326971	154176500	9466938	126%
HFCL	147979599	170860500	24571469	115%
SAIL	216861410	230375200	38691043	106%
IDEA	8713529091	9245934525	2022142155	106%
BANDHANBNK	142752962	142423200	40628874	100%
PNB	447910372	441872000	157704176	99%
NATIONALUM	134225816	130586250	42865913	97%
LICHSGFIN	45183075	41967000	13428014	93%
KALYANKJIL	57552009	49922225	23611773	87%
TATAELXSI	4309631	3723400	1364393	86%
CROMPTON	81400589	69708600	27413693	86%
NMDC	517037525	439924500	200337677	85%
IRCTC	30082783	24981250	13638555	83%
DLF	83667734	68841300	35451375	82%
CONCOR	48077012	39386250	20472968	82%
CANBK	504315430	413100000	196918574	82%
ADANIENT	30040977	24341400	13720331	81%
INDUSINDBK	93805784	75327000	34195724	80%
IDFCFIRSTB	761294821	604229150	318944378	79%
ABCAPITAL	122316423	94407400	47009658	77%
PATANJALI	50840137	38602800	15996769	76%
BANKBARODA	257509827	193482900	108004918	75%
TITAGARH	12028036	8976950	5080078	75%
LTF	126777205	93724310	69114135	74%
PNBHOUSING	28062406	20530900	11354629	73%
PETRONET	93668136	68104800	48725078	73%
IEX	133395043	93491250	72806729	70%
WIPRO	292948819	204702000	142963455	70%
IREDA	119011160	82406700	71113698	69%
SBICARD	39583537	27011200	20486495	68%
ANGELONE	9647634	6535750	5515699	68%
TATAMOTORS	284575867	192415200	205013582	68%

OI against MWPL

Symbol	MWPL	Open Interest	Limit for next day	% OI
BIOCON	90981174	60985000	46609330	67%
EXIDEIND	68856800	45925200	34920364	67%
RECLTD	187084550	122726400	98993074	66%
HUDCO	75071250	47957550	43052422	64%
BDL	13786716	8543275	8531971	62%
MCX	7635422	4695250	4758323	61%
PGEL	23897684	14692300	13759487	61%
CDSL	26647500	16349975	16686960	61%
ASTRAL	18495534	11269300	9759118	61%
RVNL	84941460	51251750	49661552	60%
NBCC	154894704	93307500	85633830	60%
TATAPOWER	169808198	99751300	101694434	59%
LAURUSLABS	58629477	34425000	36199313	59%
JSWENERGY	80203755	47019000	37049440	59%
BSE	48385387	28259625	31833494	58%
MAZDOCK	11364224	6635125	7065852	58%
JUBLFOOD	48884739	28470000	25074940	58%
INDUSTOWER	197705578	114903000	102199688	58%
GODREJPROP	24082879	13890525	13012480	58%
TATATECH	27246569	15630400	16918977	57%
AUOPHARMA	41977935	24060300	20421988	57%
GMRAIRPORT	534704421	302966100	295759831	57%
VEDL	255091106	142629900	143663142	56%
BANKINDIA	181770921	100204000	103446075	55%
UPL	82588393	45072720	45313191	55%
ASHOKLEY	409181558	221820000	259718524	54%
BHEL	169029877	91092750	100648139	54%
ADANIGREEN	61877951	33340800	38183485	54%
HINDPETRO	143933168	76553100	84939375	53%
HAL	28450886	14685450	18115486	52%
DABUR	89873278	44993750	58100757	50%
MANAPPURAM	82205057	40884000	50309351	50%
JIOFIN	446457456	221036300	285028367	50%

Derivative Recommendations:

Stock Name	Call (Buy/Sell)	Entry price	Targets	Stop Loss	Duration	Status
MOTHERSON(Bull Call Spread)	Buy	3.5	9	1.5	Positional	Open
INDUSTOWER 355 CE	Buy	11	16	8.5	1-2 Days	Open

FROM THE EQUITY DERIVATIVE DESK:

NIRAV HARISH CHHEDA
AVP - DERIVATIVES AND TECHNICAL RESEARCH
E-Mail: nirav.chheda@nirmalbang.com
Tel no: 6273-8199/8000

AMIT BHUPTANI
SNR.DERIVATIVES AND TECHNICAL RESEARCH ANALYST
E-Mail: amit.bhuptani@nirmalbang.com
Tel no: 6273-8242/8000

DISCLOSURES

Research Reports that are published by Nirmal Bang Securities Private Limited (hereinafter referred to as "NBSPL") are for private circulation only. NBSPL is a registered Research Analyst under SEBI (Research Analyst) Regulations, 2014 having Registration no. INH000001766. NBSPL is also a registered Stock Broker with National Stock Exchange of India Limited, BSE Limited, Metropolitan Stock Exchange of India Limited, Multi Commodity Exchange of India Limited, National Commodity and Derivative Exchange Limited and Indian Commodity Exchange Limited in cash and Equity and Commodities derivatives segments.

NBSPL has other business divisions with independent research teams separated by Chinese walls, and therefore may, at times, have different or contrary views on stocks and markets.

NBSPL or its associates have not been debarred / suspended by SEBI or any other regulatory authority for accessing / dealing in securities Market. NBSPL, its associates or analyst or his relatives do not hold any financial interest (Except Investment) in the subject company. NBSPL or its associates or Analyst do not have any conflict or material conflict of interest at the time of publication of the research report with the subject company. NBSPL or its associates or Analyst or his relatives may or may not hold beneficial ownership of 1% or more in the subject company at the end of the month immediately preceding the date of publication of this research report.

NBSPL or its associates / analyst has not received any compensation / managed or co-managed public offering of securities of the company covered by Analyst during the past twelve months. NBSPL or its associates have not received any compensation or other benefits from the company covered by Analyst or third party in connection with the research report. Analyst has not served as an officer, director or employee of Subject Company. NBSPL / analyst has not been engaged in market making activity of the subject company.

Analyst Certification: The research analysts and authors of these reports, hereby certify that the views expressed in this research report accurately reflects my/our personal views about the subject securities, issuers, products, sectors or industries. It is also certified that no part of the compensation of the analyst(s) was, is, or will be directly or indirectly related to the inclusion of specific recommendations or views in this research. The analyst(s) principally responsible for the preparation of this research report and has taken reasonable care to achieve and maintain independence and objectivity in making any recommendations.

DISCLAIMER

This report is for the personal information of the authorized recipient and does not construe to be any investment, legal or taxation advice to you. NBSPL is not soliciting any action based upon it. Nothing in this research shall be construed as a solicitation to buy or sell any security or product, or to engage in or refrain from engaging in any such transaction. In preparing this research, we did not take into account the investment objectives, financial situation and particular needs of the reader.

This research has been prepared for the general use of the clients of NBSPL and must not be copied, either in whole or in part, or distributed or redistributed to any other person in any form. If you are not the intended recipient you must not use or disclose the information in this research in any way. Though disseminated to all the customers simultaneously, not all customers may receive this report at the same time. NBSPL will not treat recipients as customers by virtue of their receiving this report. This report is not directed or intended for distribution to or use by any person or entity resident in a state, country or any jurisdiction, where such distribution, publication, availability or use would be contrary to law, regulation or which would subject NBSPL & its group companies to registration or licensing requirements within such jurisdictions.

The report is based on the information obtained from sources believed to be reliable, but we do not make any representation or warranty that it is accurate, complete or up-to-date and it should not be relied upon as such. We accept no obligation to correct or update the information or opinions in it. NBSPL or any of its affiliates or employees shall not be in any way responsible for any loss or damage that may arise to any person from any inadvertent error in the information contained in this report. NBSPL or any of its affiliates or employees do not provide, at any time, any express or implied warranty of any kind, regarding any matter pertaining to this report, including without limitation the implied warranties of merchantability, fitness for a particular purpose, and non-infringement. The recipients of this report should rely on their own investigations.

This information is subject to change without any prior notice. NBSPL reserves its absolute discretion and right to make or refrain from making modifications and alterations to this statement from time to time. Nevertheless, NBSPL is committed to providing independent and transparent recommendations to its clients, and would be happy to provide information in response to specific client queries.

Before making an investment decision on the basis of this research, the reader needs to consider, with or without the assistance of an adviser, whether the advice is appropriate in light of their particular investment needs, objectives and financial circumstances. There are risks involved in securities trading. The price of securities can and does fluctuate, and an individual security may even become valueless. International investors are reminded of the additional risks inherent in international investments, such as currency fluctuations and international stock market or economic conditions, which may adversely affect the value of the investment. Opinions expressed are subject to change without any notice. Neither the company nor the director or the employees of NBSPL accept any liability whatsoever for any direct, indirect, consequential or other loss arising from any use of this research and/or further communication in relation to this research. Here it may be noted that neither NBSPL, nor its directors, employees, agents or representatives shall be liable for any damages whether direct or indirect, incidental, special or consequential including lost revenue or lost profit that may arise from or in connection with the use of the information contained in this report.

Copyright of this document vests exclusively with NBSPL. Our reports are also available on our website www.nirmalbang.com